

JUST FUND IT



Just Fund It TX

#Don't Mess With Texas Kids

# How and why it all began – November 2018

---

Just Fund It TX started in Austin ISD when a budget shortfall prompted the possible closing of a beloved fine arts program. Students and parents were up in arms and looking for solutions.

---

Community activists explained that school funding is decided at the state level, taught students and parents how to advocate for more school funding, and off we went!

---


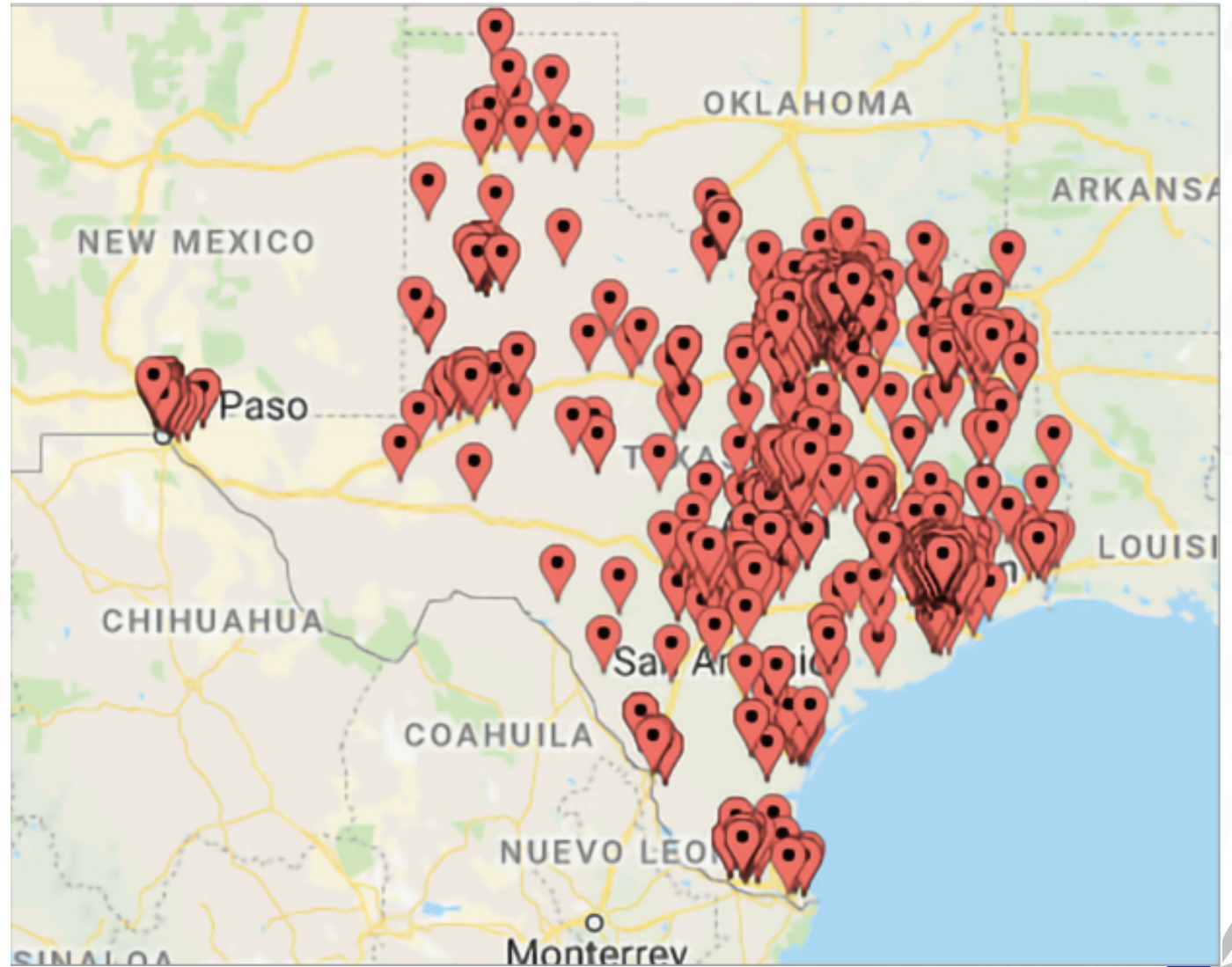
In 6 short months, Just Fund It TX had members across the state.





# Just Fund It TX - by May 2019

---



School Spending Report Card

# TEXAS RANK



43<sup>rd</sup>


Texas students deserve better.

DATA SOURCE: 2018 QUALITY COUNTS REPORT, EDUCATION WEEK

## Texas students deserve better.



U.S. states on average spend  
**\$12,526**  
per student ...



... while Texas spends  
**\$8,485**  
per student

DATA SOURCE: 2018 QUALITY COUNTS REPORT, EDUCATION WEEK

In November 2018, this was the situation...



# We united to stop fighting over the scraps left from chronic underfunding of public education.



**Just Fund It TX** is a non-partisan grassroots statewide campaign promoted by parents, students, and community members with a unified message for our state legislators.

***Do the right thing – adequately fund public education!***

1. Overall spending must increase to:
  - Meet our students growing needs,
  - Provide programs to prepare kids for college, career, citizenship, & life,
  - Attract and retain high quality teachers.
2. The state should pay its share to fund our schools – at least 50%.
3. Money raised for education should be used for education.

**All 5.4 million Texas children deserve a high quality public education.**

**It is in the Texas Constitution!**



Just Fund It  
members  
engaged...

Parents, students, and educators delivered **OVER 20,000 love letters** to their public schools to the Texas governor, lieutenant governor, speaker and legislators.


Students got **OVER 4,000 SIGNATURES** on a petition to the legislature.

JFITX delivered a “**reality check**” paper to every legislator the day before the house voted on HB 3.

**We had Just Fund It TX day!**

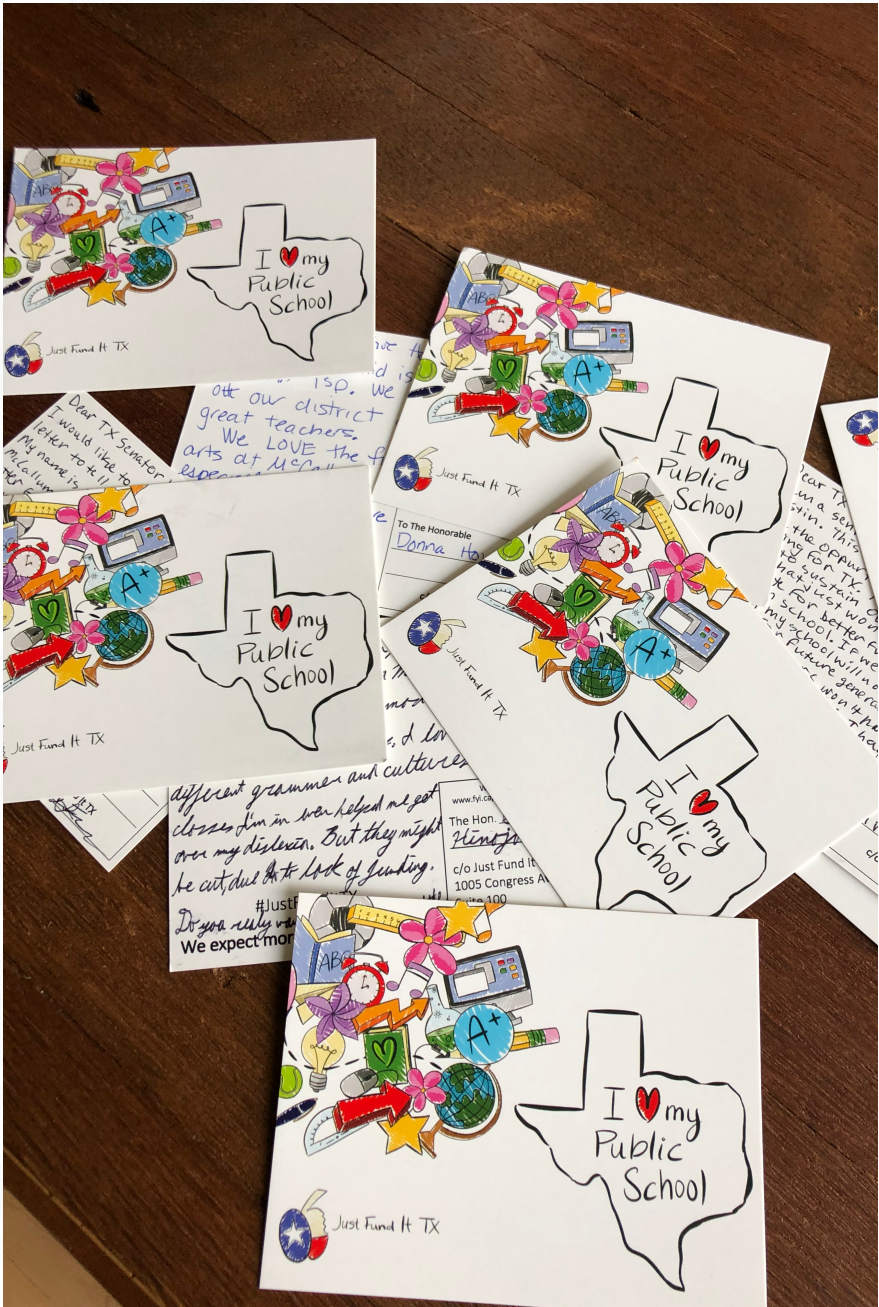






Students wrote, collected, and delivered love letters.





The People of Texas voted  
for you to fund public  
schools please do  
it.

Please write the name of your  
State Senator or Representative  
Who represents me?  
<https://fyi.capitol.texas.gov/Home>  
To The Honorable Cover Grey

From (name & ZIP code)  
Murvel Rodriguez

#JustFundItTX

We expect more. What's the plan?

c/o Just Fund It TX

Our schools are under-  
funded. This is not fair  
to the students. I am  
a 7<sup>th</sup> grader  
and the children  
are the future.

Please write the name of your Te  
State Senator or Representative h  
Who represents me?  
<https://fyi.capitol.texas.gov/Home>  
To The Honorable

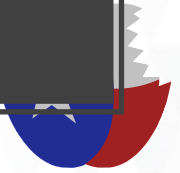
Lluwia Cohen

#JustFundItTX


We expect more. What's the plan?

c/o Just Fund It TX

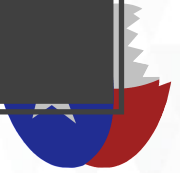
Love letters poured in  
from around the state







Parents and Students came to the Capitol for Just Fund It TX Day in May 2019.





# Just Fund It TX Day – May 2019





Why was this  
so  
important...

We were heading into the 86<sup>th</sup> Texas Legislative Session – where voter turnout was the highest in a half century.

Leaders had been hearing complaints about school funding and property taxes and they knew they needed to address these issues... so they could move on to redistricting.

We had to let them know that we wanted a long-term plan, not an unsustainable one-and-done influx of funds.



What the legislature did...and didn't do

## HB 3 – Big Deal!

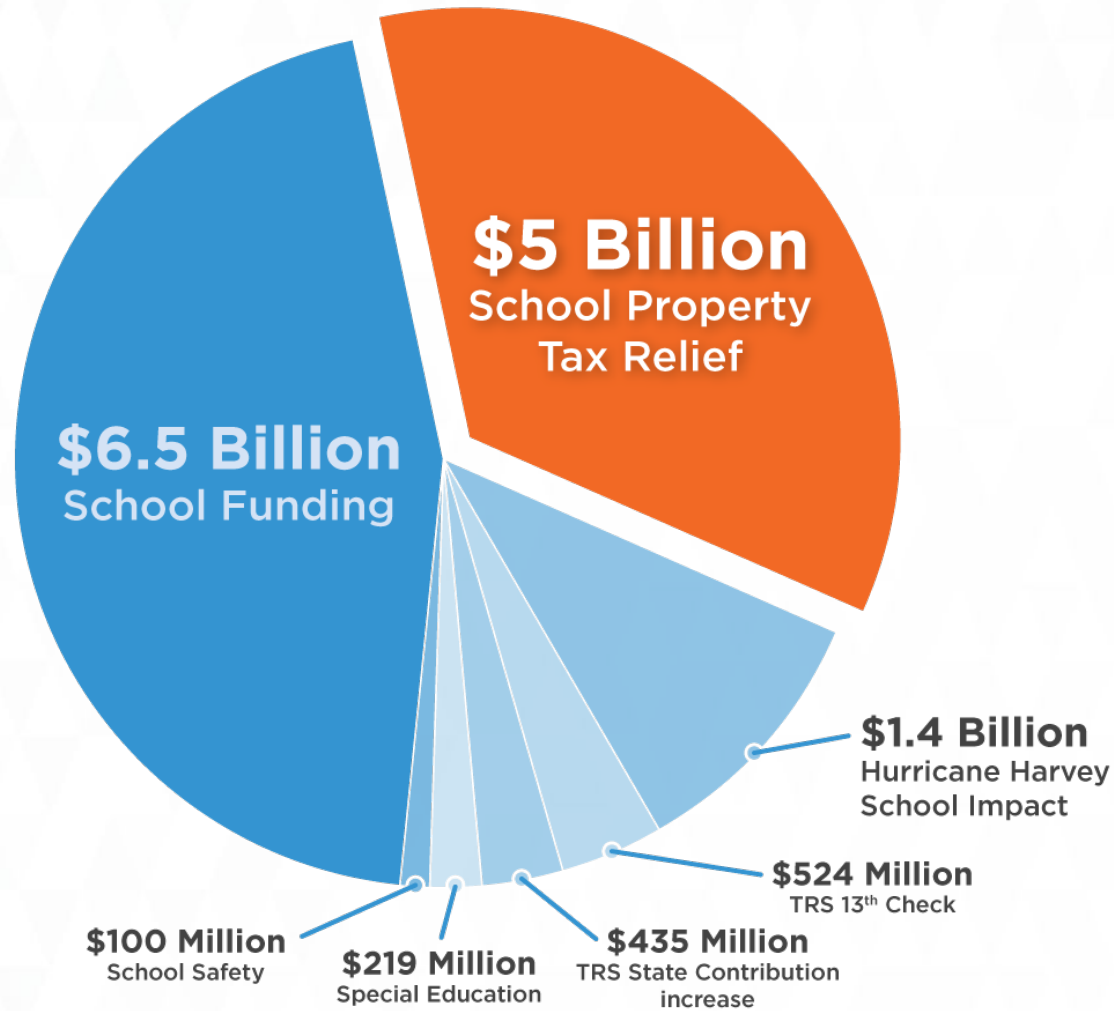
- Basic allotment increased \$1020
  - Special ed increase
  - Dyslexia allotment
  - Dual language allotment
  - Tiered funding for low income
  - Full day pre-k in formula
  - Money set aside for teacher pay raises
- State share increased from 38% to 45%
- ***But the glass didn't grow...***
- ***No discussion of new revenue sources***
- ***Not sustainable and not a long-term plan***

Once in a lifetime? Let's hope not!





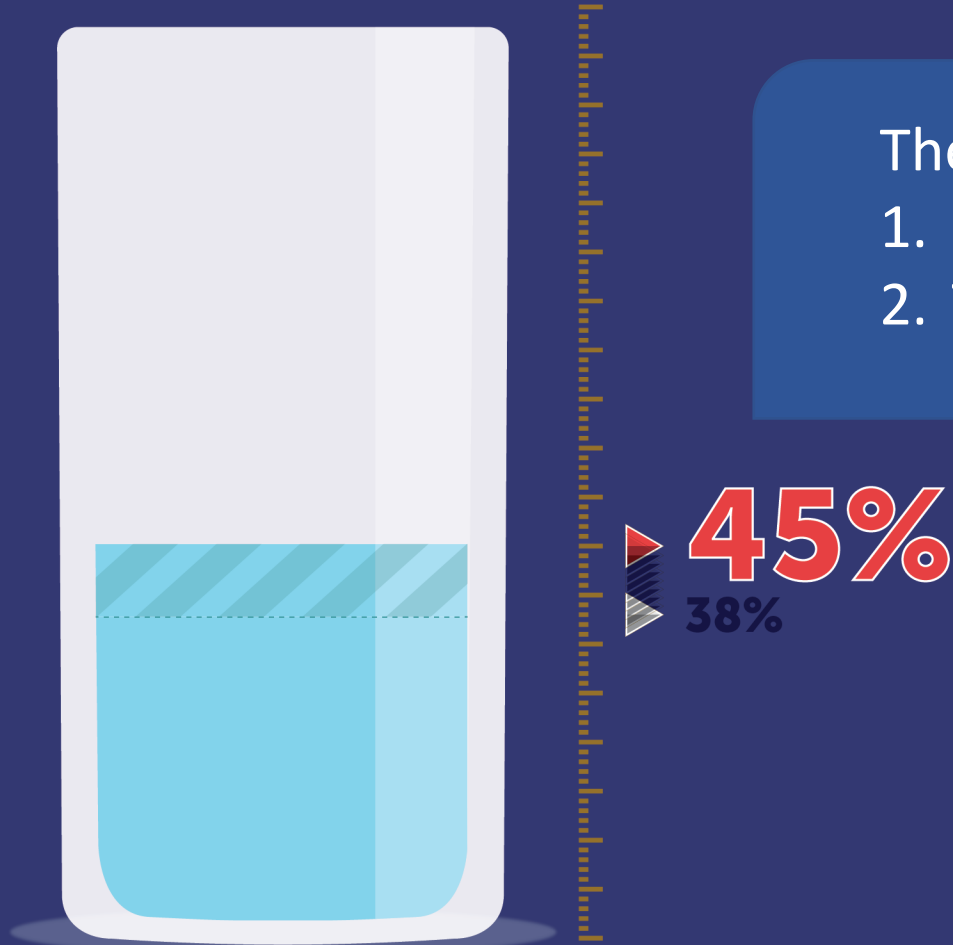
# PUBLIC SCHOOL INVESTMENT VS. TAX RELIEF



**Total = \$14.2 billion**



# HB 3 INCREASE TO THE STATE SHARE




There are two ways to increase the state's share:

1. Investment in the Foundation School Program
2. Tax Compression



# SCHOOL FUNDING BALANCING ACT

- Increased the current \$5,140 basic allotment to **\$6,160**
- Repealed the CEI, High School Allotment, Chapter 41 Hold Harmless, and Gifted and Talented allotment
- Moved to current year values


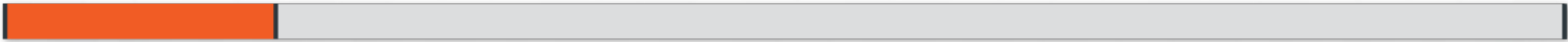


# HB 3 INCREASE IN PER-STUDENT SPENDING

Districts will receive  
an average of  
**\$650**  
per student

**MAX**  
\$11,283/pupil spending

**MINIMUM**  
\$14/pupil spending





SO, where are we now?

Even with \$6.5 B more for TX public schools, we are STILL 43<sup>rd</sup> in per student spending!

Texas spending increased \$650 on average per student. But...so did the national average!

Texas would have had to invest \$44 BILLION dollars more in public education to bring us to the national average.





## Dejà vu?

June 2019:

Texas is a little closer to passing Nevada as 42nd in per student spending.

- Nat'l Ave = 12,756 (went up \$230)
- Texas Ave = 8,619 (went up \$134)

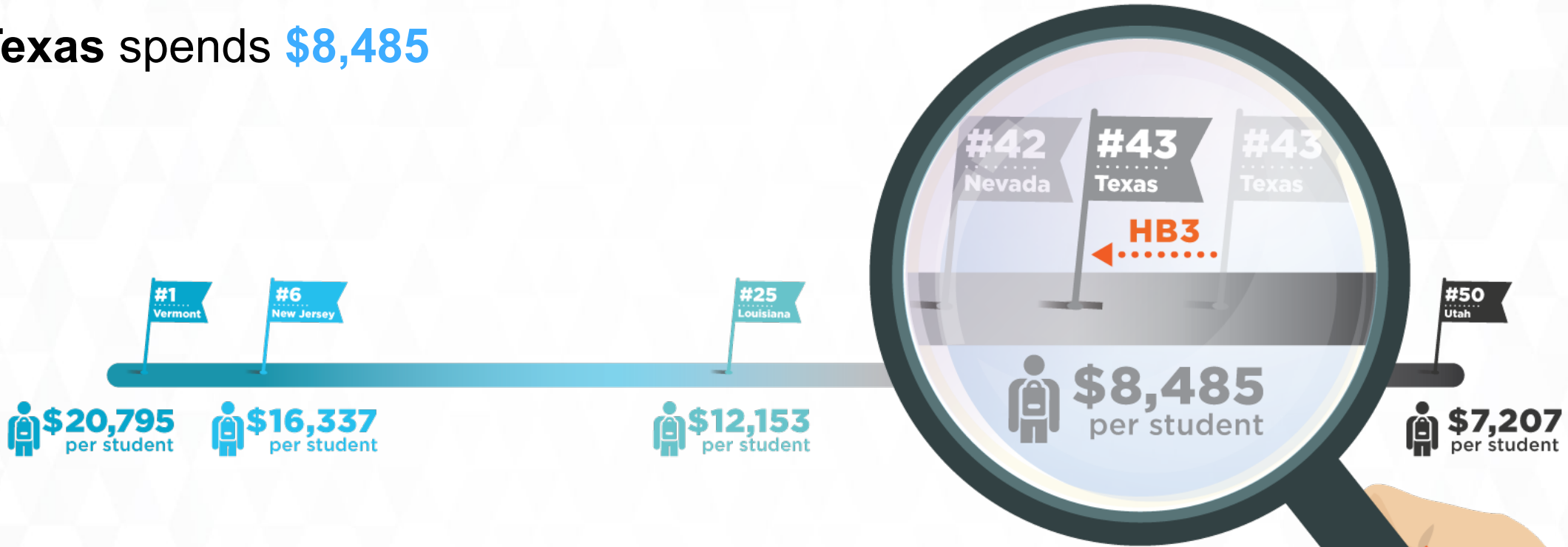
\*HB3 will increase that by an average of \$650.  
Still won't get TX even close to the average.





# NATIONAL RANKINGS ON STUDENT SPENDING

Texas spends **\$8,485**



Texas may improve in state rankings by one spot, surpassing **Nevada** (42<sup>nd</sup>) at **\$8,801**

# What happens in Texas affects both the Texas and U.S. economies.



**-Texas students account for 10.7% of the 50.7 million students in U.S. public schools.**

Texas Education Agency – Student Enrollment Report:  
<https://rptsvr1.tea.texas.gov/adhocrpt/adste.html>



**-59% of Texas children are economically disadvantaged.  
-Over 1 million Texas public school children are learning English.**

National Center for Education Statistics:  
<https://nces.ed.gov/fastfacts/display.asp?id=372>





# Texas is prospering and experiencing record growth.

**Texas has the second largest economy in the US, valued at \$1.87 trillion.**

- If Texas were a country, it would rank 10<sup>th</sup> for highest GDP. <sup>1</sup>
- The Texas economy is projected to grow at a faster rate than the rest of the country over the next five years. <sup>2</sup>

**The strength of the Texas economy depends on an educated populace.**

- Texas has a goal of having at least 60 percent of Texans aged 25-34 earn a postsecondary certificate or degree by 2030. <sup>3</sup>

**The only way to reach our goals is to substantially increase our investment in educating our children.**

<sup>1</sup> <http://bximag.com/texas-10th-largest-economy-in-the-world/>

<sup>2</sup> [http://www.fortworthbusiness.com/news/the-economist-the-texas-economic-forecast/article\\_1f03a5fe-39d9-11e8-9269-438047dd02c0.html](http://www.fortworthbusiness.com/news/the-economist-the-texas-economic-forecast/article_1f03a5fe-39d9-11e8-9269-438047dd02c0.html)

<sup>3</sup> <http://www.theceb.state.tx.us/index.cfm?objectid=EDCAFB08-D542-11E7-A03300505694284C>



# What needs to happen next?

---

The State of Texas needs to LEAD!

It starts with the education of our 5.6 million children. How do you vote ?? I respectfully ask for your support to

FUND public education and support our hard-working educators.

We are informed, We are watching and We are VOTING!  
#JustFundItTX  
— Thank You

We expect more. What's the plan?

Please write the name of your Texas State Senator or Representative here.

Who represents me?  
<https://fyi.capitol.texas.gov/Home.aspx>

To The Honorable  
Representative John Zerwas

From (name & ZIP code)  
Kathleen Jahn 77407

c/o Just Fund It TX

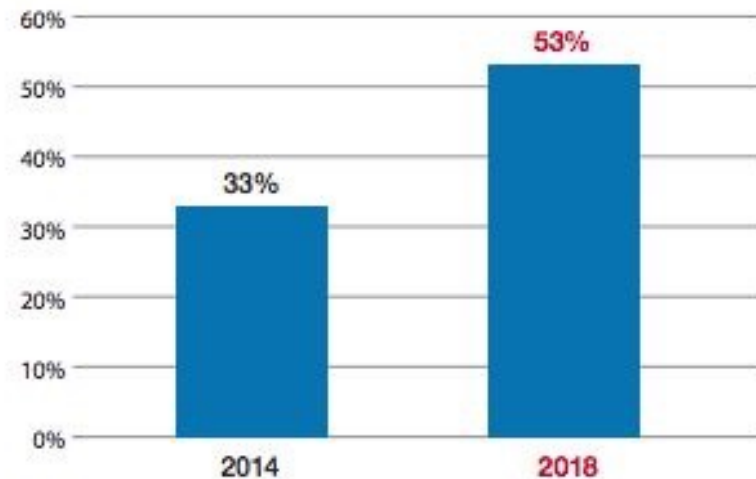




# We got the “education session” because people voted. But we can do better

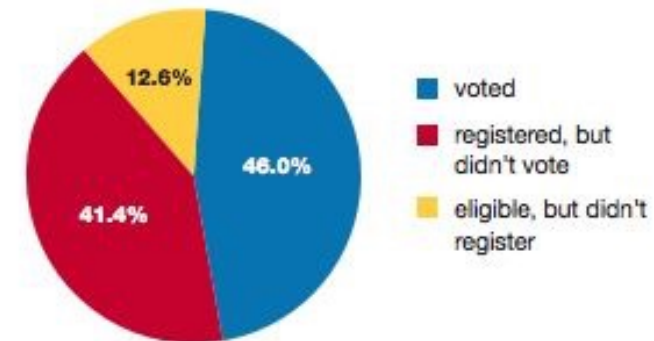
## Voter turnout increased 60% between 2014 and 2018.

**Texas Voter Turnout**  
(as percentage of registered voters)



## But our work isn't done: 54% of eligible voters still didn't vote.

Who voted and who didn't (2018)



Source: Texas Secretary of State w/>99% of precincts reporting. Unregistered voters calculated using data from US Elections Project. Derived from chart by Michael Li, Brennan Center for Justice at NYU School of Law.



Our messages  
to members  
and legislators



**Education is  
ALWAYS on the  
ballot**



**25<sup>th</sup> X 25**

Goal to be 25<sup>th</sup> in the nation in  
education funding by the year  
2025



# What to do now?

# Contact your elected officials

Talk to elected officials and tell them four things:

- Thank you for HB3. It was a great step in the right direction.
- We are still WAY behind in per-student spending, 43<sup>rd</sup>, or maybe 42<sup>nd</sup>.
- We need a sustainable plan and a long-term plan to keep making progress toward being average.
- We are engaged, we are watching, we are talking, and we are VOTING!





# What to do now?


## Have a house party.

Have a house party:

- Teach people what happened and that we aren't done.
- Play cornhole and show them how hard it is to win from 43<sup>rd</sup> place
- Show them the way to become engaged with elected officials and vote.



# Cornhole!



# What to do now? VOTE!

Register, research, and VOTE!

- Become a voter registrar and register students, parents, and educators at your schools.
- Help put on non-partisan candidate forums focusing on public education.
- Encourage your friends and family to vote for pro-public ed candidates.

